



C.E.F.S.  
**HEAD START**



**0-5 PROGRAM**

1805 S. Banker, Effingham, IL 62401 - Phone (217) 342-2193 – Fax (217) 342-4701

**2015-2016 ANNUAL REPORT**

C.E.F.S. Economic Opportunity Corporation is in its 51<sup>th</sup> year of providing Head Start services to the counties of Christian, Clay, Effingham, Fayette, Montgomery, Moultrie and Shelby counties. Head Start is a federal program funded through the Department of Health and Human Services (DHHS). It provides comprehensive education and health services to children from predominately low-income families. The program operates under and is evaluated based on 2016 Performance Standards and administrative requirements (Section 644 of the Head Start Act 42 U.S.C. 9839). The most recent reauthorization “Improving Head Start School Readiness Act of 2007” requires programs to present an annual report to the public. The C.E.F.S. Head Start 0-5 Program is pleased to provide this snapshot of its comprehensive programming for infants, toddlers, preschoolers, and pregnant women.

**Head Start Center-Based Locations**

Altamont, Effingham, Litchfield, Louisville, Pana, Shelbyville, Taylorville, Sullivan & Vandalia

**Early Head Start Home-Based Locations**

Christian, Clay, Effingham, Montgomery, Fayette & Shelby Counties

<b>440</b> Head Start Funded Enrollment	<b>501</b> Number of Head Start Enrollees Served	<b>488</b> Number of Head Start Families Served	<b>102</b> Early Head Start Funded Enrollment	<b>180</b> Number of Early Head Start Enrollees Served	<b>137</b> Number of Early Head Start Families Served
---	---	--	---	---	--

Head Start Average Monthly Enrollment .....98.2%  
 Head Start Income Eligible Children  
 Served in Service Area\* .....57%  
 Head Start Age Eligible Children  
 Served in Service Area\* ..... 11.4%

Early Head Start Average Monthly Enrollment ..... 98.3%  
 Early Head Start Income Eligible Children  
 Served in Service Area ..... 9%  
 Early Head Start Age Eligible Children  
 Served in Service Area\* ..... 1.8%

*\*Figures based on projected number of age eligible children based on county birth rates and poverty rates for children by county*

The largest category of racial composition of age eligible children in the C.E.F.S. Head Start are white (95.5%) with growing numbers of Hispanic families (1.9%) moving into the service area. English is the language spoken by most families. Other languages represented include Spanish, Tagalog, German, Chinese, Albanian, French, and Japanese.

There are 24 state preschool providers in addition to the C.E.F.S. Head Start 0-5 Program, serving children age three to five, and private preschools which have the total capacity to serve 3,246 children that could care for a total of 84% of the age eligible preschool population. There are 9 birth to three education providers including C.E.F.S. Head Start 0-5 Program’s Early Head Start which have the capacity to serve 275 children and women which could care for a total of 4.8% of this age population. There are 184 licensed child care centers/homes in the service area with 75.5% accepting subsidies.

Health, nutrition, and social service needs of eligible children and their families include limited dental providers that accept Medicaid, accessible/affordable dental care, lack of transportation to get to appointments, accessible/affordable health care, limited food budget, healthy eating education, utility assistance, budgeting/financing assistance, affordable/dependable child care, and child behavior management. There are numerous resources within the service area to address the needs of eligible children and their families.

Children in foster care placement have been reported as high as 242 and child homeless numbers as high as 58 in the service area.

Available numbers of children with disabilities within the service area total 452. The types of disabilities include delays in speech, unspecified developmental delays, autism, and orthopedic impairments. There are several agencies that provide services to children with disabilities in the service area.

# C.E.F.S. HEAD START 0-5 PROGRAM FUNDING AND BUDGETS

## HEAD START PY 51 (11/1/15-10/31/16)

DHHS/ACF .....	\$3,030,304
DHHS/ACF Training & Technical Assistance .....	<u>39,629</u>
SUBTOTAL .....	\$3,069,933
Non-Federal Share – In Kind .....	767,483
USDA Reimbursement .....	<u>219,818</u>
TOTAL .....	\$4,057,234

<u>Budget Category</u>	<u>Budget</u>	<u>Actual</u>
Personnel .....	\$1,636,165	\$1,617,661
Fringe .....	425,297	407,560
Equipment .....	67,896	65,336
Supplies .....	126,919	111,602
Contractual .....	8,942	7,244
Other .....	456,621	466,178
Indirect Costs .....	308,464	342,941
Training & Technical Assistance .....	<u>39,629</u>	<u>39,629</u>
SUBTOTAL .....	\$3,069,933	\$3,058,151

## EARLY HEAD START PY51 (11/1/15-10/31/16)

DHHS/ACF .....	\$1,041,562
DHHS/ACF Training & Technical Assistance .....	<u>25,108</u>
SUBTOTAL .....	\$1,066,670
Non-Federal Share – In Kind .....	<u>266,668</u>
TOTAL .....	\$1,333,338

<u>Budget Category</u>	<u>Budget</u>	<u>Actual</u>
Personnel .....	\$573,427	\$530,531
Fringe .....	130,249	105,848
Equipment .....	12,500	11,290
Supplies .....	31,214	45,312
Contractual .....	4,792	3,169
Other .....	132,615	144,161
Indirect Costs .....	156,765	182,328
Training & Technical Assistance .....	<u>25,108</u>	<u>25,108</u>
SUBTOTAL .....	\$1,066,670	\$1,047,747

## Child Health Age 3-5

Children up-to-date on age-appropriate health care .....	468
Children completing a medical exam .....	494 (98.6%)
Children completing a dental exam .....	407 (81%)
Children needing dental follow-up treatment .....	110
Children completed and/or received dental follow-up treatment .....	90 (82%)

## Child Health Age 0-3

Children up-to-date on age-appropriate health care .....	136
Children completing a medical exam .....	136 (84%)
Children completing a dental exam .....	66
Children needing dental follow-up treatment .....	9
Children completed and/or received dental follow-up treatment .....	9 (100%)

## Parent Involvement

During the 2015-16 school year, 99 HS/EHS parent meetings/activities were held with a total of 31% of enrolled parents/guardians attending. Meeting topics included couponing, food budgeting, fire safety, first aid/CPR, positive parenting, stress management, anti-bullying, SNAP/food nutrition education with cooking experiences, soft skills-preparing for employment, WIC, general home safety, bus safety, nutrition tips, car seat safety laws, holiday stressors, routines/consistency, healthy eating, and the importance of reading to children.

## Pre-K Memorandums of Agreement

C.E.F.S. Head Start has written pre-k memorandums of agreement with the following Pre-Ks in the seven (7) county service area during 2015-2016: Nokomis CUSD, Litchfield CUSD, Morrison CUSD, Pana CUSD, Pre-K of Fayette Co., North Clay CUSD, Shelbyville CUSD, Clay City CUSD, EIASE, Panhandle CUSD, Taylorville CUSD, and Hillsboro CUSD.

## AGENCY AUDIT

Mose, Yockey, Brown & Kull, LLC conducted the annual financial audit for the year ending August 31, 2016. C.E.F.S. Economic Opportunity Corporation is in compliance with the requirements described in the U.S. Office of Management Budget (OMB) Circular A-133.

## OFFICE OF HEAD START FEDERAL REVIEW

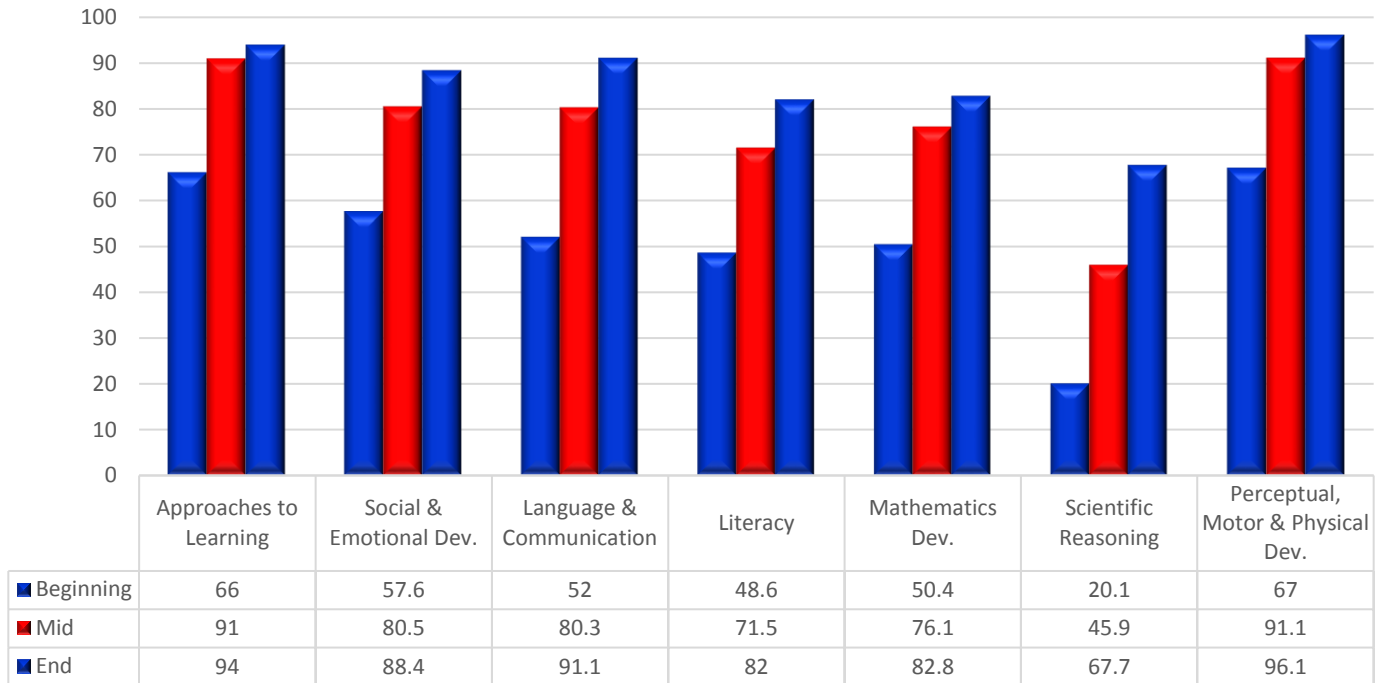
During the 2015-2016 school year, The Administration for Children and Families conducted an on-site review of the C.E.F.S. Economic Opportunity Corporation's Head Start and Early Start programs which reflected no areas of non-compliance. Component areas reviewed included Comprehensive Services and School Readiness, CLASS (Classroom Assessment Scoring System), and Leadership, Governance and Management Systems.



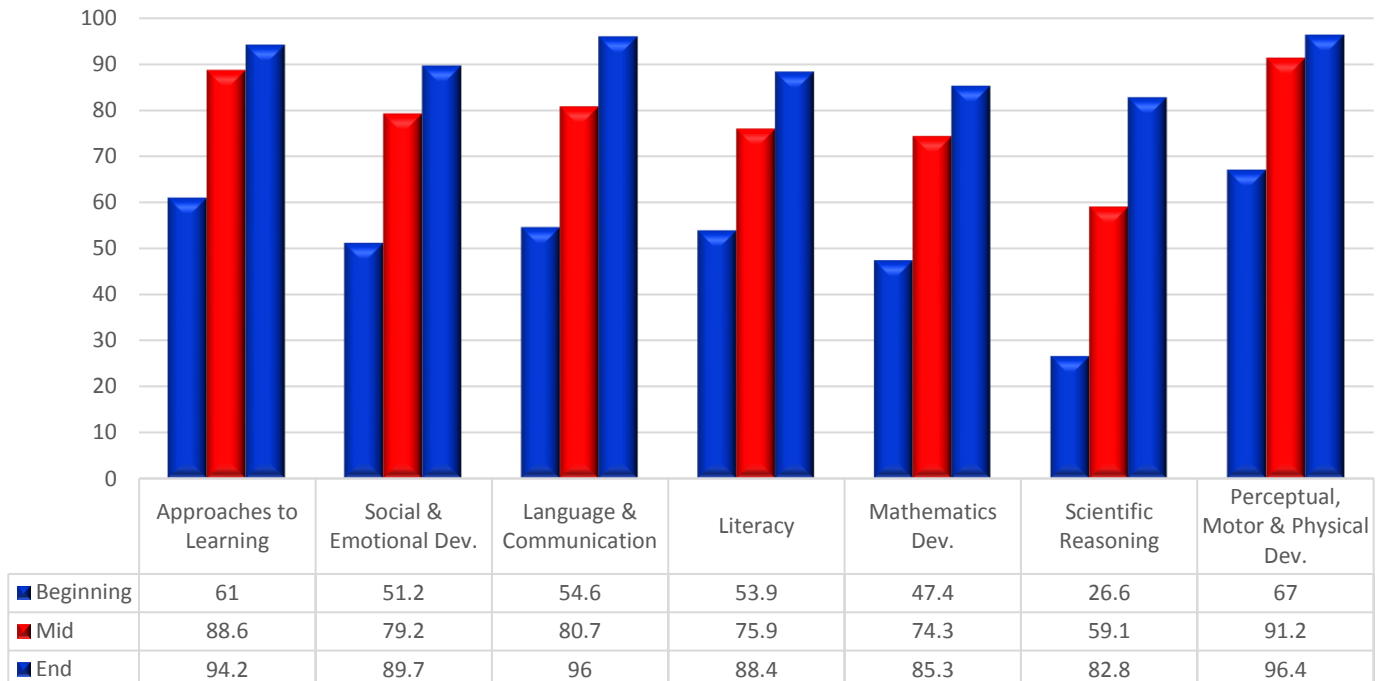
# C.E.F.S. HEAD START 0-5 PROGRAM SCHOOL READINESS OUTCOMES

The C.E.F.S. Head Start 0-5 Program utilizes the assessment tool Teaching Strategies Gold for children enrolled in Head Start which is based on 36 age-appropriate learning objectives that reflect what GOLD defines as age-appropriate “widely held expectations.” Widely held expectations are skills determined to be developmentally age appropriate for the majority of children. The Office of Head Start defines school readiness as children possessing the skills, knowledge, and attitudes necessary for success throughout their academic careers. Promoting school readiness is a primary goal of the C.E.F.S. Head Start 0-5 Program. Children found to be functioning within or above GOLD “widely held expectations” are considered to be meeting program expectations. The graphs below reflect the percentage of children who were performing the developmental skills at or above his/her average age level at the beginning, middle, and at the end of the 2015-2016 program year.

## 3-Year-Old Children (Non-Kindergarten Bound)



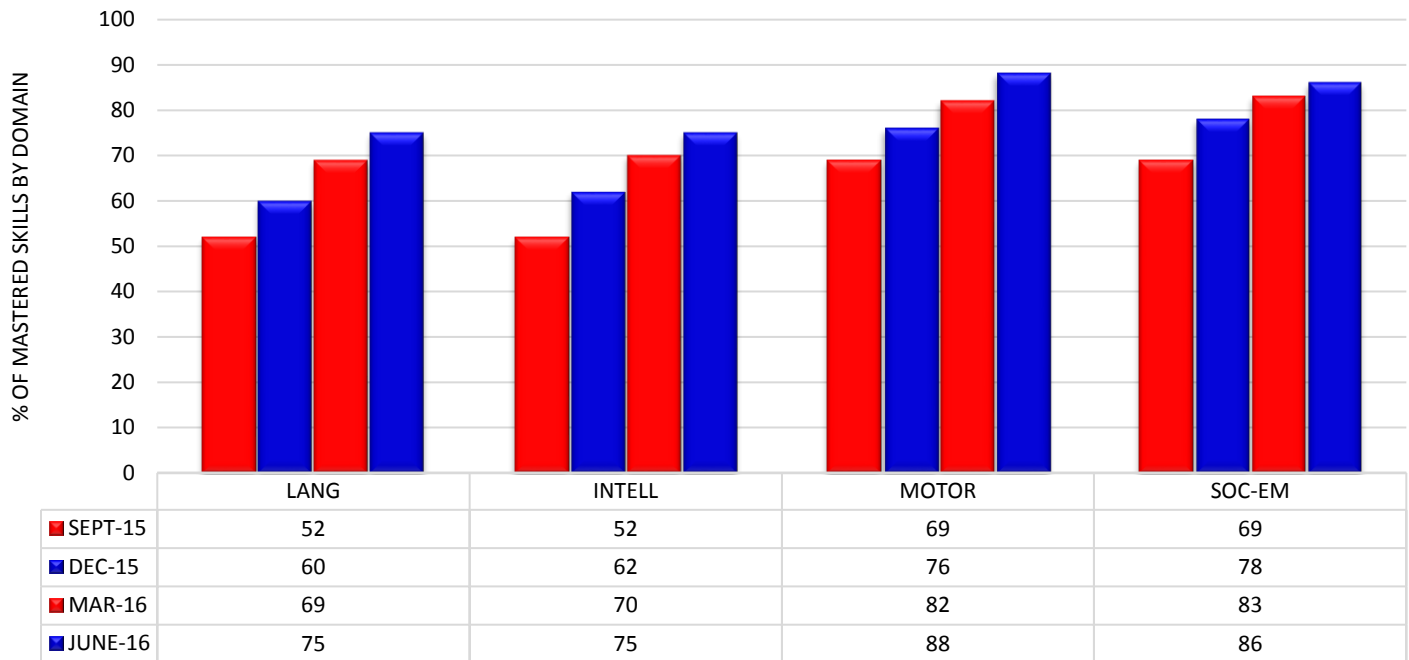
## 4-Year-Old Children (Kindergarten Bound)



# C.E.F.S. HEAD START 0-5 PROGRAM SCHOOL READINESS OUTCOMES

The C.E.F.S. Head Start 0-5 Program utilizes the assessment tool E-Lap for children enrolled in Early Head Start which assesses children in the four developmental domains of language, intellectual, motor, and social-emotional. The graph below reflects the percentage of children who were performing the developmental skills at or above his/her average age level during the 2015-2016 program year.

**Children Age Birth to 36 Months**



## C.E.F.S. Head Start 0-5 Program School Readiness Goals

### Approaches to Learning (Early Head Start & Head Start)

Children will demonstrate skills and behaviors necessary to engage in learning.

### Social/Emotional Development (Early Head Start & Head Start)

Children will demonstrate an understanding of their own and others' feelings, regulate and express their emotions appropriately, build relationships with others, and interact in groups.

### Language and Literacy

- Language and Communication (Early Head Start & Head Start)  
Children will develop emerging abilities in listening and understanding (receptive language) and using language (expressive language).
- Literacy (Head Start)  
Children will demonstrate emergent reading and writing skills.

### Cognition

- General Knowledge (Early Head Start)  
Children will use all of their senses to investigate their environment to discover what objects and people do, how things work, and how they can make things happen.
- Mathematics Development (Head Start)  
Children will demonstrate an understanding of the operations and processes of mathematics.
- Scientific Reasoning (Head Start)  
Children will demonstrate scientific knowledge about living things, the physical properties of materials and objects and the Earth's environment.

### Perceptual, Motor, and Physical Development (Early Head Start & Head Start)

Children will demonstrate an awareness of their bodies in relation to their surroundings and the ability to use gross motor and fine motor skills to explore their environment.