



C.E.F.S.
HEAD START



0-5 PROGRAM

1805 S. Banker, Effingham, IL 62401 - Phone (217) 342-2193 – Fax (217) 342-4701

FY2022 ANNUAL REPORT

C.E.F.S. Economic Opportunity Corporation is in its 58th year of providing Head Start services to the counties of Christian, Clay, Effingham, Fayette, Montgomery, Moultrie and Shelby counties. Head Start is a federal program funded through the Department of Health and Human Services (DHHS). It provides comprehensive education and health services to children from predominately low-income families. The program operates under and is evaluated based on 2016 Performance Standards and administrative requirements (Section 644 of the Head Start Act 42 U.S.C. 9839). The most recent reauthorization “Improving Head Start School Readiness Act of 2007” requires programs to present an annual report to the public. The C.E.F.S. Head Start 0-5 Program is pleased to provide this snapshot of its comprehensive programming for infants, toddlers, preschoolers, and pregnant women.

Head Start Center-Based Locations

Altamont, Effingham, Litchfield, Louisville, Pana, Shelbyville, Taylorville, Sullivan & Vandalia

Early Head Start Home-Based Locations

Christian, Clay, Effingham, Montgomery, Fayette & Shelby Counties

273 Head Start Funded Enrollment	320 Number of Head Start Enrollees Served	289 Number of Head Start Families Served	120 Early Head Start Funded Enrollment	179 Number of Early Head Start Enrollees Served	104 Number of Early Head Start Families Served
---	---	--	---	---	--

Head Start Average Monthly Enrollment.....94%
Head Start Income Eligible Children
Served in Service Area*58%
Head Start Age Eligible Children
Served in Service Area*9%

Early Head Start Average Monthly Enrollment 92%
Early Head Start Income Eligible Children
Served in Service Area 22%
Early Head Start Age Eligible Children
Served in Service Area* 3.5%

**Figures based on projected number of age eligible children based on county birth rates and poverty rates for children by county*

The largest category of racial composition of age eligible children in the C.E.F.S. Head Start are white (97%) with a small percentage of Hispanic families (.98%) moving into the service area. English is the language spoken by most families. Other languages represented include Spanish.

The C.E.F.S. Head Start 0-5 Program, state preschool providers, and private preschools that serve children aged three to five within the seven-county service area have the total capacity to serve 3,600 children. This would care for a total of 100.5% of the age eligible preschool population. There are 12 birth-to-three education providers including C.E.F.S. Head Start 0-5 Program’s Early Head Start which have the capacity to serve 621 children and women which could care for a total of 29.3% of this age population.

Health, nutrition, and social service needs of eligible children and their families include limited dental providers that accept Medicaid, accessible/affordable dental care, accessible/affordable optometrist services, picky eaters, snack and meal planning, limited food budget to purchase food items, health eating education, how to deal with emotions, child behavior management, budgeting/financing assistance, inability to get child support, finding time to attend college/obtain GED, affordable/dependable childcare, affordable college tuition, and budgeting education. There are numerous resources within the service area to address the needs of eligible children and their families.

Rates of substantiated cases of child abuse and neglect were as high as 47% within the service area, contributed by poverty, parental substance abuse, mental health problems, stress due to economic crisis, or other violence. Child homeless numbers are as high as 398 for children under age 5. Available numbers of children with disabilities within the service area total 329. The types of disabilities include delays in speech, unspecified developmental delays, orthopedic impairments, multiple disabilities, autism, and other health impairments. There are several agencies that provide services to children with disabilities in the service area.

C.E.F.S. HEAD START 0-5 PROGRAM FUNDING AND BUDGETS

FY2021 BUDGET (11/1/21-10/31/22)

DHHS/ACF	\$4,679,002
DHHS/ACF Training & Technical Assistance	<u>64,737</u>
SUBTOTAL	\$4,743,739
Non-Federal Share – In Kind	\$0
USDA Reimbursement	<u>225,700</u>
TOTAL	\$5,873,692
<u>Budget Category</u>	<u>Budget</u>
Personnel	\$2,497,180
Fringe	583,291
Travel	0
Equipment	0
Supplies	239,069
Contractual	69,860
Other	931,784
Indirect Costs/Admin	357,818
Training & Technical Assistance	<u>64,737</u>
SUBTOTAL	\$4,743,739
CARES/CRSS/ARP	\$295,500

FY2021 ACTUAL (11/1/21-10/31/22)

DHHS/ACF	\$4,679,002
DHHS/ACF Training & Technical Assistance	<u>64,737</u>
SUBTOTAL	\$4,743,739
Non-Federal Share – In Kind	1,198,218
USDA Reimbursement	<u>166,237</u>
TOTAL	\$6,108,194
<u>Budget Category</u>	<u>Actual</u>
Personnel	\$2,482,103
Fringe	490,120
Travel	31,369
Equipment	0
Supplies	178,646
Contractual	57,828
Other	823,685
Indirect Costs/Admin	384,954
Training & Technical Assistance	<u>67,363</u>
SUBTOTAL	\$4,516,068
CARES/CRSS/ARP	\$13,377

Child Health Age 3-5

Children up-to-date on age-appropriate health care	310
Children completing a medical exam	317 (99%)
Children completing a dental exam	171 (53.4%)
Children needing dental follow-up treatment	34 (10.6%)
Children completed and/or received dental follow-up treatment	26 (76.4%)

Child Health Age 0-3

Children up-to-date on age-appropriate health care	118
Children completing a medical exam	122 (68.1%)
Children completing a dental exam	95 (53%)
Children needing dental follow-up treatment	11 (6.1%)
Children completed and/or received dental follow-up treatment	3 (27.2%)

Parent Involvement

During the 2021-22 school year, 73 HS/EHS parent meetings/activities were held with a total of 406 parents/guardians attending. Events were held via family night drive throughs, Zoom meetings, and in-person events. Meeting topics included Time Management/Organization/Routines, Dads Literacy Night, Mindfulness, Dads Science Night, SIDS, water safety, WIOA, WIC, Resource Fair with various social service agencies throughout the community in attendance.

Pre-K Memorandums of Agreement

C.E.F.S. Head Start has written pre-k memorandums of agreement with the following Pre-Ks in the seven (7) county service area during 2021-2022: Clay City CUSD, Shelbyville CUSD, Hillsboro CUSD, Morrisonville CUSD, Taylorville CUSD, EIASE, Panhandle CUSD, North Clay CUSD, South Fork Pre-K, and Flora CUSD

AGENCY AUDIT

Sikich, LLP conducted the annual financial audit for the year ending August 31, 2022. C.E.F.S. Economic Opportunity Corporation is in compliance with the requirements described in the Title 2 U.S. Code of Federal Regulations Part 200, Uniform Administrative Requirements, Cost Principles, and Audit Requirements for Federal Awards (Uniform Guidance).

OFFICE OF HEAD START FEDERAL REVIEW

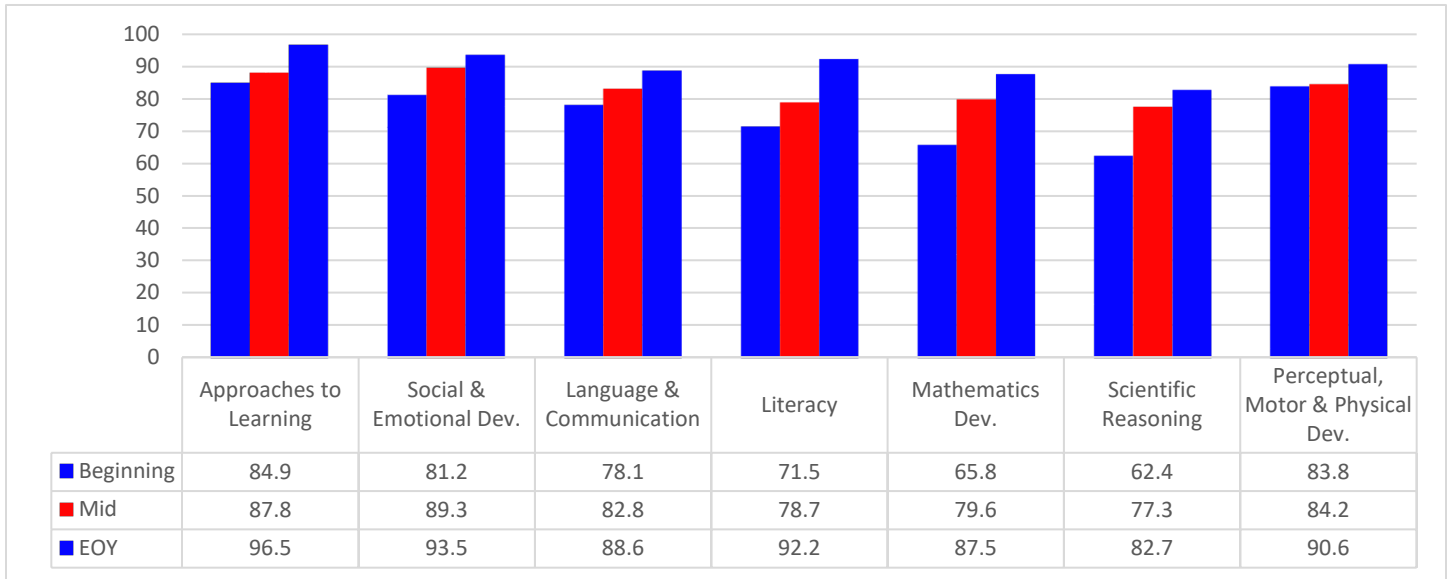
During the 2019-2020 school year, the Administration for Children and Families conducted a Focus Area One (FA1) monitoring review of the C.E.F.S. Economic Opportunity Corporation's Head Start and Early Start programs which reflected no areas of non-compliance.



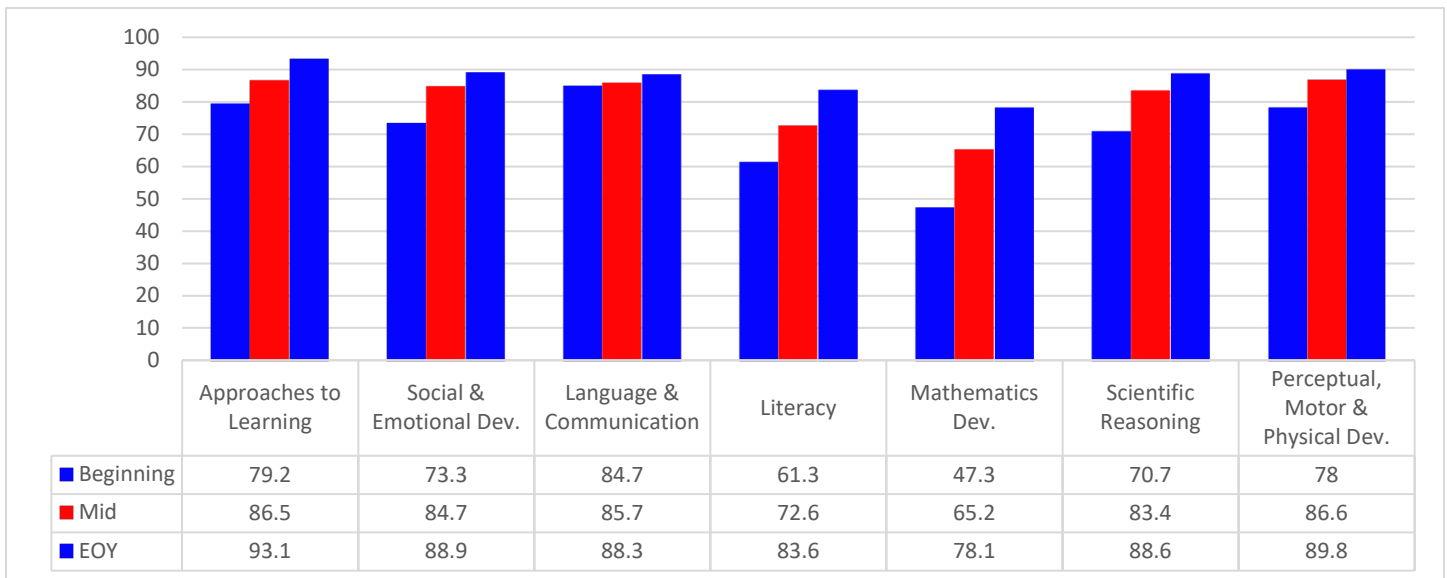
C.E.F.S. HEAD START 0-5 PROGRAM SCHOOL READINESS OUTCOMES

The C.E.F.S. Head Start 0-5 Program utilizes the assessment tool *Teaching Strategies GOLD* when assessing children in the Head Start program which is based on 36 age-appropriate learning objectives that reflect what *GOLD* defines as age-appropriate “widely held expectations.” Children are assessed on an ongoing basis in three assessment cycles through the school year (beginning, mid and end-of-year). Outcome data is aggregated and analyzed at the end of each cycle. The Office of Head Start defines school readiness as children possessing the skills, knowledge, and attitudes necessary for success throughout their academic careers. Promoting school readiness is a primary goal of the C.E.F.S. Head Start 0-5 Program. Children found to be functioning within or above *GOLD* “widely held expectations” are considered to be meeting program expectations. The graphs below reflect the percentage of children who were performing the developmental skills at or above his/her average age level during the 2020-2021 program year.

3-Year-Old Children (Non-Kindergarten Bound)



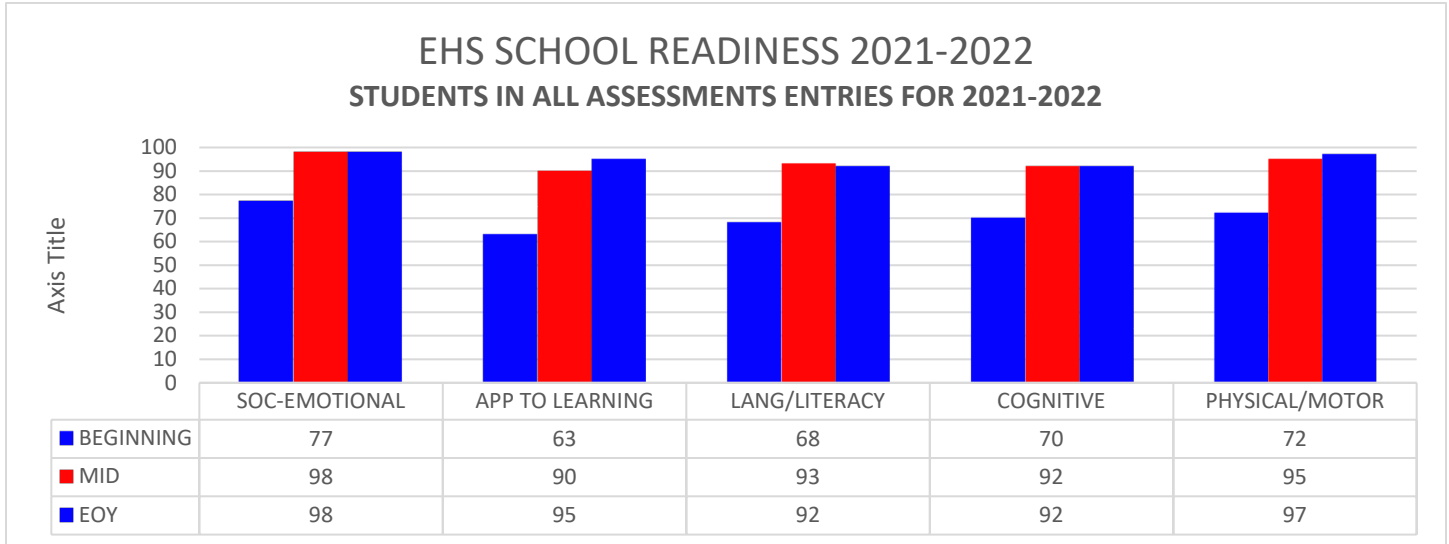
4-Year-Old Children (Kindergarten Bound)



C.E.F.S. HEAD START 0-5 PROGRAM SCHOOL READINESS OUTCOMES

The C.E.F.S. Head Start 0-5 Program utilizes the assessment tool E-Lap for children enrolled in Early Head Start which assesses children in the five developmental domains of social and emotional development, approaches to learning, language and literacy, cognitive development, and physical/motor development. The graph below reflects the percentage of children who were performing the developmental skills at or above his/her average age level during the 2021-2022 program year.

Children Age Birth to 36 Months



C.E.F.S. Head Start 0-5 Program School Readiness Goals

Approaches to Learning (Early Head Start & Head Start)

Children will demonstrate skills and behaviors necessary to engage in learning.

Social/Emotional Development (Early Head Start & Head Start)

Children will demonstrate an understanding of their own and others' feelings, regulate and express their emotions appropriately, build relationships with others, and interact in groups.

Language and Literacy

- Language and Communication (Early Head Start & Head Start)
Children will develop emerging abilities in listening and understanding (receptive language) and using language (expressive language).
- Literacy (Head Start)
Children will demonstrate emergent reading and writing skills.

Cognition

- General Knowledge (Early Head Start)
Children will use all their senses to investigate their environment to discover what objects and people do, how things work, and how they can make things happen.
- Mathematics Development (Head Start)
Children will demonstrate an understanding of the operations and processes of mathematics.
- Scientific Reasoning (Head Start)
Children will demonstrate scientific knowledge about living things, the physical properties of materials and objects and the Earth's environment.

Perceptual, Motor, and Physical Development (Early Head Start & Head Start)

Children will demonstrate an awareness of their bodies in relation to their surroundings and the ability to use gross motor and fine motor skills to explore their environment.