



C.E.F.S.
HEAD START



0-5 PROGRAM

1805 S. Banker, Effingham, IL 62401 - Phone (217) 342-2193 – Fax (217) 342-4701

FY2023 ANNUAL REPORT

C.E.F.S. Economic Opportunity Corporation is in its 59th year of providing Head Start services to the counties of Christian, Clay, Effingham, Fayette, Montgomery, Moultrie and Shelby counties. Head Start is a federal program funded through the Department of Health and Human Services (DHHS). It provides comprehensive education and health services to children from predominately low-income families. The program operates under and is evaluated based on 2016 Performance Standards and administrative requirements (Section 644 of the Head Start Act 42 U.S.C. 9839). The most recent reauthorization “Improving Head Start School Readiness Act of 2007” requires programs to present an annual report to the public. The C.E.F.S. Head Start 0-5 Program is pleased to provide this snapshot of its comprehensive programming for infants, toddlers, preschoolers, and pregnant women.

Head Start Center-Based Locations

Altamont, Effingham, Litchfield, Louisville, Pana, Shelbyville, Taylorville, Sullivan & Vandalia

Early Head Start Home-Based Locations

Christian, Clay, Effingham, Montgomery, Fayette & Shelby Counties

273 Head Start Funded Enrollment	306 Number of Head Start Enrollees Served	286 Number of Head Start Families Served	120 Early Head Start Funded Enrollment	184 Number of Early Head Start Enrollees Served	140 Number of Early Head Start Families Served
---	---	--	---	---	--

Head Start Average Monthly Enrollment.....92%
 Head Start Income Eligible Children
 Served in Service Area*49%
 Head Start Age Eligible Children
 Served in Service Area*8%

Early Head Start Average Monthly Enrollment 77%
 Early Head Start Income Eligible Children
 Served in Service Area..... 13.6%
 Early Head Start Age Eligible Children
 Served in Service Area* 2.2%

**Figures based on projected number of age eligible children based on county birth rates and poverty rates for children by county*

The largest category of racial composition of age eligible children in the C.E.F.S. Head Start are white (87.8%) with smaller percentages of Biracial/Multi-Racial (6.3%), Hispanic (3%), Black or African American (2.2%), American Indian or Alaska Native (.4%) and Asian (.2%). English is the language spoken by most families. Other languages represented include Spanish.

The C.E.F.S. Head Start 0-5 Program, state preschool providers, and private preschools that serve children aged three to five within the seven-county service area have the total capacity to serve 3,327 children. This would care for a total of 98% of the age eligible preschool population. There are 11 birth-to-three education providers including C.E.F.S. Head Start 0-5 Program’s Early Head Start which have the capacity to serve 693 children and women which could care for a total of 16.7% of this age population.

Health, nutrition, and social service needs of eligible children and their families include limited dental providers that accept Medicaid, accessible/affordable dental care, lack of transportation to get to appointments, accessible/affordable health care, snack and meal planning, limited food budget to purchase food items, regular exercise, child behavior management, how to deal with emotions, affordable/accessible child care, financial difficulties, finding time to attend college/obtain GED, affordable college tuition, lack of dependable transportation, and life skills for youth. There are numerous resources within the service area to address the needs of eligible children and their families.

Rates of substantiated cases of child abuse and neglect were as high as 47% within the service area, contributed by poverty, parental substance abuse, mental health problems, stress due to economic crisis, or other violence. Child homeless numbers are as high as 400 for children under age 5. Available numbers of children with disabilities within the service area total 312. The types of disabilities include delays in speech, unspecified developmental delays, orthopedic impairments, multiple disabilities, autism visual impairments, and other health impairments. There are several agencies that provide services to children with disabilities in the service area.

C.E.F.S. HEAD START 0-5 PROGRAM FUNDING AND BUDGETS

FY2023 BUDGET (11/1/22-10/31/23)

DHHS/ACF	\$5,068,890
DHHS/ACF Training & Technical Assistance	<u>64,737</u>
SUBTOTAL	\$5,133,627

Non-Federal Share – In Kind	\$1,283,407
USDA Reimbursement	<u>296,788</u>
TOTAL	\$1,513,953

<u>Budget Category</u>	<u>Budget</u>
Personnel	\$3,010,119
Fringe	668,798
Travel	0
Equipment	0
Supplies	170,263
Contractual	56,275
Other	767,780
Indirect Costs/Admin	395,655
Training & Technical Assistance	<u>64,737</u>
SUBTOTAL	\$5,133,627

FY2023 ACTUAL (11/1/22-10/31/23)

DHHS/ACF	\$5,068,890
DHHS/ACF Training & Technical Assistance	<u>64,737</u>
SUBTOTAL	\$5,133,627

Non-Federal Share – In Kind	1,349,008
USDA Reimbursement	<u>230,546</u>
TOTAL	\$1,579,554

<u>Budget Category</u>	<u>Actual</u>
Personnel	\$2,694,385
Fringe	559,897
Travel	27,936
Equipment	0
Supplies	180,118
Contractual	32,789
Other	820,286
Indirect Costs/Admin	406,839
Training & Technical Assistance	<u>67,363</u>
SUBTOTAL	\$4,789,613

Child Health Age 3-5

Children up-to-date on age-appropriate health care	288
Children completing a medical exam	306 (100%)
Children completing a dental exam	208 (68%)
Children needing dental follow-up treatment	46 (156%)
Children completed and/or received dental follow-up treatment	22 (48%)

Child Health Age 0-3

Children up-to-date on age-appropriate health care	170
Children completing a medical exam	114 (62%)
Children completing a dental exam	51 (27%)
Children needing dental follow-up treatment	12 (6.5%)
Children completed and/or received dental follow-up treatment	4 (33%)

Parent Involvement

During the 2022-2023 school year, 104 HS/EHS parent meetings/activities were held with a total of 483 parents/guardians attending. Meeting topics included Mindfulness-Breathing Techniques-Choices, Tantrums and Behaviors, Dads Event Nights, BINGO Night, Family Connections, Resource Fair with various social service agencies throughout the community in attendance.

Pre-K Memorandums of Agreement

C.E.F.S. Head Start has written pre-k memorandums of agreement with the following Pre-Ks in the seven (7) county service area during 2022-2023: Litchfield Pre-K, Morrisonville Pre-K, Hillsboro Pre-K, North Clay Pre-K, Panhandle Pre-K, Flora Pre-K, Taylorville Pre-K, South Fork Pre-K.

AGENCY AUDIT

Sikich, LLP conducted the annual financial audit for the year ending August 31, 2023. C.E.F.S. Economic Opportunity Corporation is in compliance with the requirements described in the Title 2 U.S. Code of Federal Regulations Part 200, Uniform Administrative Requirements, Cost Principles, and Audit Requirements for Federal Awards (Uniform Guidance).

OFFICE OF HEAD START FEDERAL REVIEW

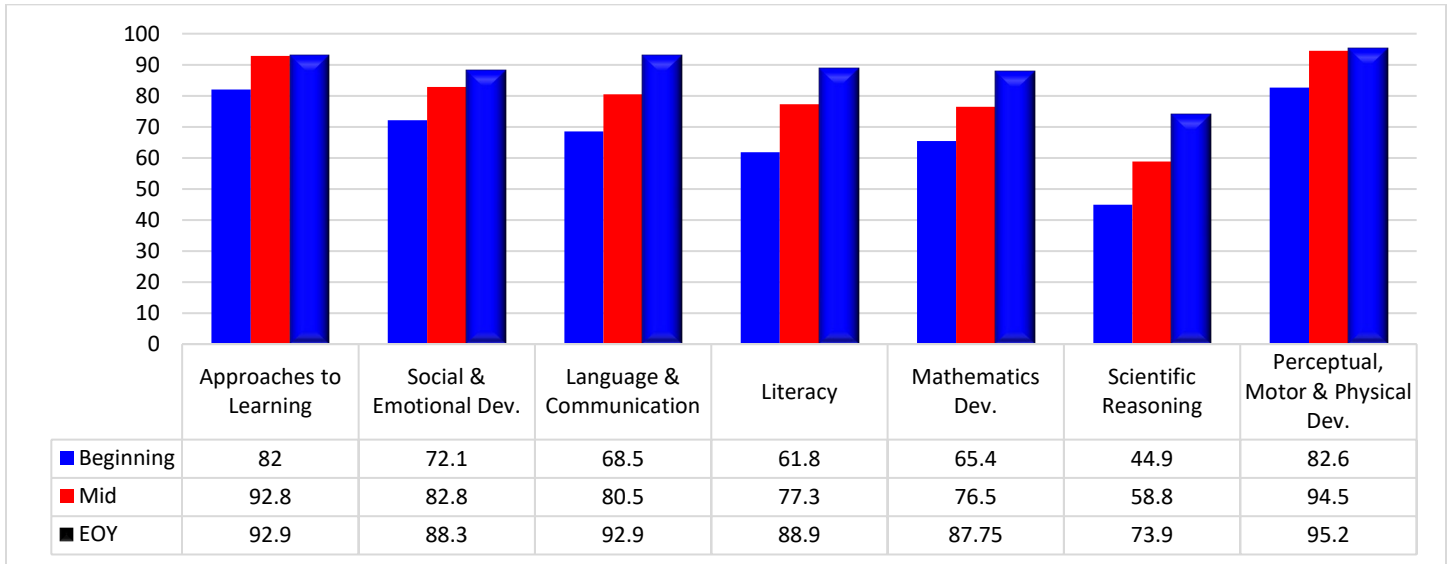
During the 2022-2023 school year, the Administration for Children and Families conducted a Focus Area Two (FA2) monitoring review of the C.E.F.S. Economic Opportunity Corporation's Head Start and Early Start programs which reflected no areas of non-compliance. A CLASS Video Pilot Observation was also conducted with scores above the Quality Threshold.



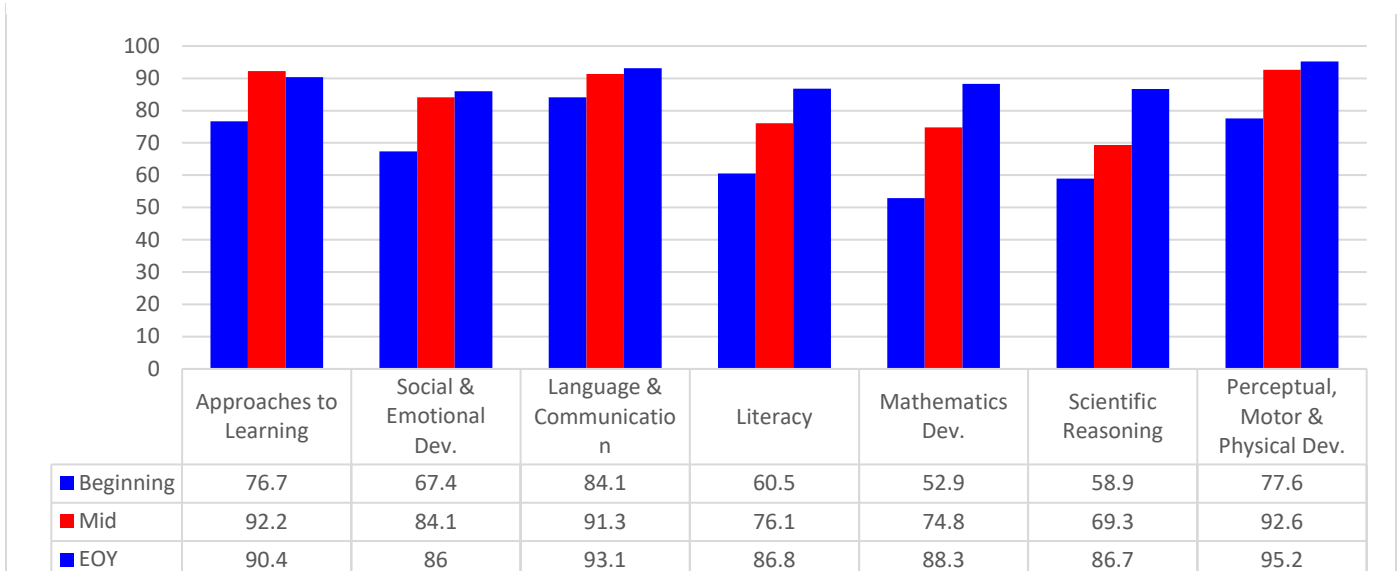
C.E.F.S. HEAD START 0-5 PROGRAM SCHOOL READINESS OUTCOMES

The C.E.F.S. Head Start 0-5 Program utilizes the assessment tool *Teaching Strategies GOLD* when assessing children in the Head Start program which is based on 36 age-appropriate learning objectives that reflect what *GOLD* defines as age-appropriate “widely held expectations.” Children are assessed on an ongoing basis in three assessment cycles through the school year (beginning, mid and end-of-year). Outcome data is aggregated and analyzed at the end of each cycle. The Office of Head Start defines school readiness as children possessing the skills, knowledge, and attitudes necessary for success throughout their academic careers. Promoting school readiness is a primary goal of the C.E.F.S. Head Start 0-5 Program. Children found to be functioning within or above *GOLD* “widely held expectations” are considered to be meeting program expectations. The graphs below reflect the percentage of children who were performing the developmental skills at or above his/her average age level during the 2022-2023 program year.

3-Year-Old Children (Non-Kindergarten Bound)



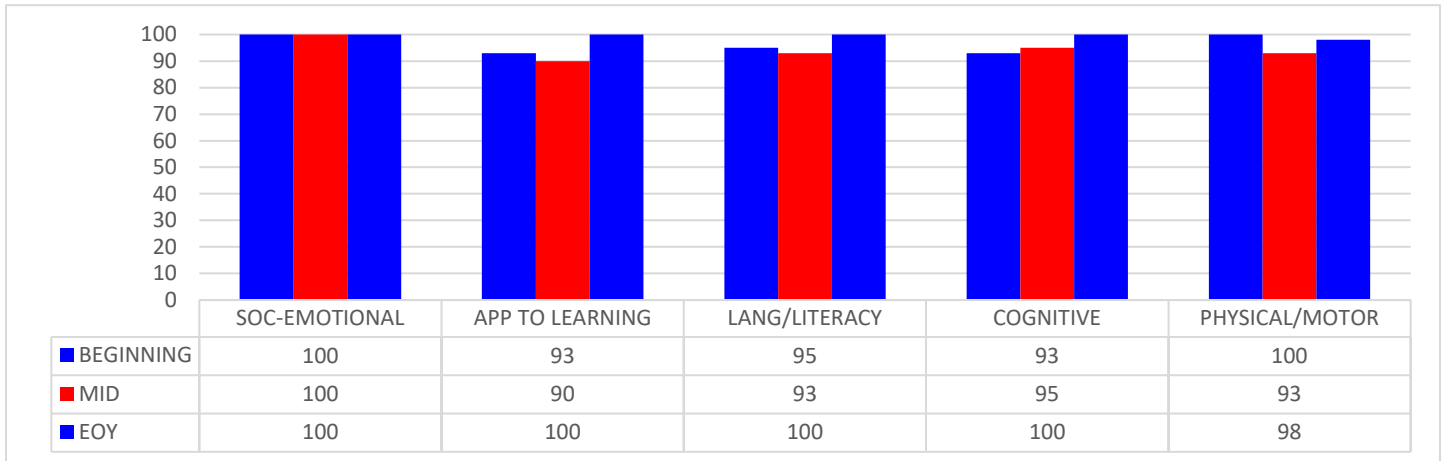
4-Year-Old Children (Kindergarten Bound)



C.E.F.S. HEAD START 0-5 PROGRAM SCHOOL READINESS OUTCOMES

The C.E.F.S. Head Start 0-5 Program utilizes the assessment tool E-Lap for children enrolled in Early Head Start which assesses children in the five developmental domains of social and emotional development, approaches to learning, language and literacy, cognitive development, and physical/motor development. The graph below reflects the percentage of children who were performing the developmental skills at or above his/her average age level during the 2022-2023 program year.

Children Age Birth to 36 Months



C.E.F.S. Head Start 0-5 Program School Readiness Goals

Approaches to Learning (Early Head Start & Head Start)

Children will demonstrate skills and behaviors necessary to engage in learning.

Social/Emotional Development (Early Head Start & Head Start)

Children will demonstrate an understanding of their own and others' feelings, regulate and express their emotions appropriately, build relationships with others, and interact in groups.

Language and Literacy

- Language and Communication (Early Head Start & Head Start)
Children will develop emerging abilities in listening and understanding (receptive language) and using language (expressive language).
- Literacy (Head Start)
Children will demonstrate emergent reading and writing skills.

Cognition

- General Knowledge (Early Head Start)
Children will use all their senses to investigate their environment to discover what objects and people do, how things work, and how they can make things happen.
- Mathematics Development (Head Start)
Children will demonstrate an understanding of the operations and processes of mathematics.
- Scientific Reasoning (Head Start)
Children will demonstrate scientific knowledge about living things, the physical properties of materials and objects and the Earth's environment.

Perceptual, Motor, and Physical Development (Early Head Start & Head Start)

Children will demonstrate an awareness of their bodies in relation to their surroundings and the ability to use gross motor and fine motor skills to explore their environment.